

Existing Subscriber Instructions



If you have subscribed to Yield Prophet previously please follow the step by step instructions outlined below. If these instructions are unclear or you are having trouble subscribing please don't hesitate to contact Tim McClelland for assistance via the contact details below:

Ph: (03) 9882 2670

M: 0400 090 659

Email: yieldprophet@bcg.org.au

Step 1: Yield Prophet Page

- Open your internet browser (Internet Explorer or Mozilla Firefox are recommended) and visit the Yield Prophet website at www.yieldprophet.com.au
- Click on 'Subscribe for 2010'
- If you have set up Yield Prophet to login automatically click on 'My Main Menu' and then click on 'Logout'. You will be directed to the following screen where you can proceed.

Step 2: Subscription and Pricing

You will be directed to the following page. Please read the content of this page and click on the link that is most relevant to you.

- Grower subscribers please click on 'Click here to subscribe as a grower'
- All other subscribers please click on 'Click here to subscribe as an other'



Existing Subscriber Instructions



Step 3: Register Grower for 2010

You will be directed to the following page.

- Please select 'I am an existing Yield Prophet user' complete your 'Username' and 'Password' and click on 'Continue'.
- If you have forgotten your 'Username' and 'Password' please contact Tim McClelland for assistance.



Step 4: Confirmation Required

You will be directed to the following page and an email will be sent to the email address currently entered in your account information. Please check that the email address is correct as you will need access to the address supplied during the registration process.

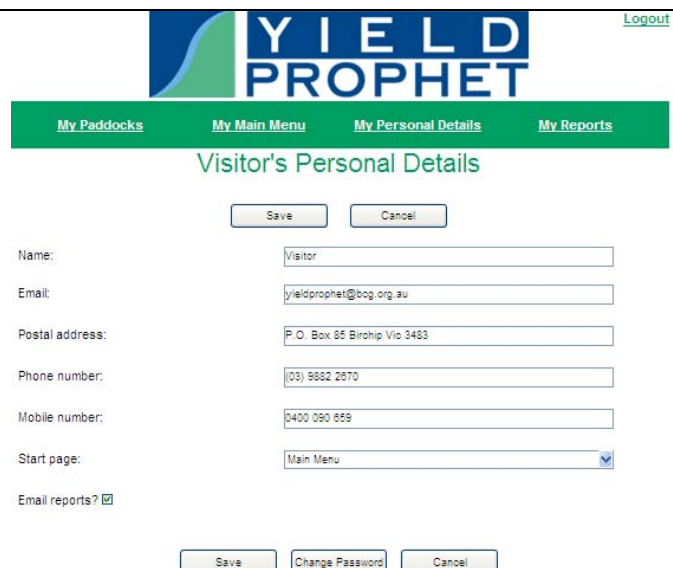
- If the email address is correct please proceed to Step 7.
- If the email address is not correct please click on 'Update Personal Details' and proceed to Step 5.



Step 5: Personal Details

You will be directed to the following page.

- Please ensure all the information on this page is correct update your email address and click on 'Save' and then click on 'Logout'.



Step 6: Session Logged Out

You will be directed to the following page.

- Please click on 'Login' and return to Step 1.



Existing Subscriber Instructions



Step 7: Confirmation Required

Open up your email account and open the email from yieldprophet@bcg.org.au and navigate to the link supplied by either:

- Clicking on the link supplied; or
- Copying the link supplied into your internet browser.

Thank you for creating a Yield Prophet® account. To confirm your registration please navigate to the following address:
www.yieldprophet.com.au/yp/wfRegistrationUserConfirmed.aspx?UID=trialx&EAH=Uw8m7gftiool&EP=RegistrationEntry

Step 8: Registration Confirmed

Your registration is now confirmed and you will be directed to the following page. Now you will need to register the paddocks you wish to use in Yield Prophet for 2010.

- Please click on 'Add Paddock'.



User has been confirmed successfully. To add a paddock, please select the "Add Paddock" button. To finish your registration please select the "Exit" button.



Step 9: Register Existing Paddocks

You will be directed to the following page.

- If you wish to re-register paddocks used in Yield Prophet previously please highlight the relevant paddocks by holding down the control button on your keyboard and clicking on the names of each of the paddocks. Then release the control button and click on 'Register Paddocks'.
- If you do not wish to register paddocks used in Yield Prophet previously click on 'Register Paddocks' without highlighting any paddocks in the window.



You have chosen to register in the 'Grower' category. Access to Yield Prophet will cost \$155 (ex. GST) per paddock for the first five paddocks and \$100 (ex. GST) per paddock for each additional paddock.



If you wish to use paddocks from the 2009 season in 2010 please select/highlight those paddocks from in list below and click on the 'Register Paddocks' button. If you don't have paddocks from last year or you do not wish to reuse those that are there please click on 'Register Paddocks' to continue

Existing paddocks:

Speed Field Day
Speed Field Day with moisture

Hold the Ctrl key to select multiple paddocks



Step 10: Update Existing Paddocks

You will be directed to the following page.

- If you are re-registering paddocks please enter the area of each of your paddocks in hectares in the windows provided and click on 'Register Paddocks'.
- If you are not re-registering paddocks please click on 'Register Paddocks'.

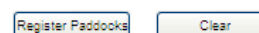


In 2010 Yield Prophet® requires the area of the paddock in ha, please enter the appropriate area for your existing paddocks



Paddocks' area:

Paddock Name	Paddock Area (ha)
Speed Field Day	<input type="text" value="0"/>



Step 11: Paddocks Registered Successfully

You will be directed to the following page.

- If you do not wish to register any new paddocks please click on 'Finish' and proceed to Step 14.
- If you wish to register new paddocks please click on 'Add New Paddock' and proceed to Step 12.



Your 1 paddocks have been registered successfully. To add another paddock, please select the **Add Another Paddock** button. To finish your registration please select the **Finish** button. Additional paddocks can be added at a later time from the paddocks section within Yield Prophet.



Step 12: Add New Paddock

You will be directed to the following page.

- Please complete all the information on this page and click on 'Add Paddock'.

Please note:

- 'Closest Weather Station': The weather station selected can have a significant impact on the precision of your simulations. Please select a weather station that is either closest or most representative of the climatic conditions experienced in your paddock. If you are aware of the BOM station that is not in the list please contact Tim McClelland to have it loaded into the system.
- 'Link rainfall to existing paddock': If this is the second paddock that you are registering and these paddocks are in close proximity you can link the rainfall data of each paddock to save you having to enter the data twice. If you wish to do this please click on the box next to 'Link rainfall to existing paddock' and select the relevant paddock from the drop down menu.
- 'Use weather stations rainfall': If your paddock is in close proximity to a weather station and you do not wish to enter your own rainfall data please click on the box next to 'Use weather stations rainfall'. (NB: It is preferable to use rainfall data that is specific to your paddock. If the weather station is unlikely to represent the rainfall of your paddock please don't check this box)




You have chosen to register in the 'Grower' category. Access to Yield Prophet will cost \$155 (ex. GST) per paddock for the first five paddocks and \$100 (ex. GST) per paddock for each additional paddock. Please enter the details of your 1st paddock below.



Paddock name:

Paddock area: ha

Start of growing season: 

Region:

Closest weather station:

Link rainfall to existing paddock?

User weather station's rainfall

Existing Subscriber Instructions



Step 13: Paddock Added Successfully

You will be directed to the following page.

- If you wish to subscribe an additional paddock please click on 'Add Another Paddock' and repeat Step 12 until you have added all the paddocks that you wish to subscribe.
- If you do not wish to subscribe any additional paddocks please click on 'Finish'.



Your existing 1st paddocks have been re-registered successfully. To add another paddock, please click on the 'Add Another Paddock' button. If you don't wish to register any addition paddocks click on the 'Finish' button to complete your registration. N.B. Additional paddocks can be added at a later time from the 'Paddocks' section within Yield Prophet.

Step 14: Confirm Registration

You will be directed to the following page.

- To complete your registration please click on 'Confirm Registration'.

Once you have completed the registration process you will be directed back to the Yield Prophet page where you can complete you login details and start using Yield Prophet.



Thank you for your registration as a grower. You have entered 1 new paddocks and will be invoiced for \$155 (ex. GST) if you click **Confirm registration**. Click **Cancel registration** if you do not wish to continue.